




# Earthpaint Stain Selection

**Clear 00**




**Acorn 01\***




**April 02**




**Bark 03\*\***




**Brown Cedar 04\*\***




**Butterscotch 05**




**Caramel 06**




**Cinnamon Stick 07**



**Cool Leaf 08\***




**Fawn 09\*\***



**Goldenrod 10**



**Honey 11\***




**Hush 12**



**Jute 13**




**Light Cedar 14\***




**Light Honey 15**




**Pebble 16**




**Raisin 17\*\*\***




**Rosewood 18\***



**Sage 19\***




**Slate Blue 20**




**Stern 21**




**Stone 22**



**Toffee 23\*\*\***



**Warm Cinnamon 24\*\***



*\*Indicates Longer Deck Life Stain Color*

*Stain Color Will Vary Based Upon Product, Wood Type, Porosity and Application Method.*

*Sample Pints are highly recommended for testing color first. Use Honey 11 or Light Honey 15 instead of Clear00 outside.*